

TIJARIA POLYPIPES LIMITED

REGD. OFF: A-130 (E), ROAD NO. 9D, VISHWAKARMA INDUSTRIAL AREA, JAIPUR - 302013
 TELEFAX : 0141-2333722, E-MAIL: INFO@TIJARIA-PIPES.COM, CIN: L25209RJ2006PLC022828
 UN-AUDITED FINANCIAL RESULTS FOR THE QUARTER/HALF YEAR ENDED SEPTEMBER 30, 2017

(₹ in Lacs)

Particulars	Quarter Ended			Half Year Ended		Year Ended
	Un-audited 30.09.2017	Un-audited 30.06.2017	Un-audited 30.09.2016	Un-audited 30.09.2017	Un-audited 30.09.2016	Audited 31.03.2017
1. Income						
Net Sales/Income from Operations	1,301.01	1,573.33	1,334.86	2,874.34	2,930.17	6,363.28
Other Income	7.00	12.03	11.59	19.03	20.94	42.27
Total Income	1,308.01	1,585.36	1,346.45	2,893.37	2,951.11	6,405.55
2. Expenses						
Cost of material consumed	1,140.20	870.43	1,028.90	2,010.63	2,271.12	4,050.08
Purchase of stock-in-trade	19.59	20.89	24.35	40.48	45.29	97.72
Changes in inventories of Finished goods, work-in-progress & stock-in-trade	(69.88)	1,024.75	(59.69)	954.87	(220.28)	481.61
Employees benefits expenses	44.64	41.22	81.13	85.86	156.48	271.22
Finance Cost	179.04	213.82	213.53	392.86	425.34	718.29
Depreciation	210.49	207.06	244.39	417.55	485.59	978.38
Other expenditures	159.64	342.53	189.13	502.17	354.44	759.93
Store & Spares Consumed	104.82	59.53	297.25	164.35	477.07	955.95
Total Expenses	1,788.54	2,780.23	2,018.99	4,568.77	3,995.05	8,313.18
3. Profit/(Loss) before Exceptional and extraordinary Items and tax (1-2)	(480.53)	(1,194.87)	(672.54)	(1,675.40)	(1,043.94)	(1,907.63)
4. Exceptional items	(1.60)	8.00	4.17	6.40	6.61	13.79
5. Profit/(Loss) before extraordinary item and tax (3-4)	(478.93)	(1,202.87)	(676.71)	(1,681.80)	(1,050.55)	(1,921.42)
6. Extraordinary Item	-	-	170.42	-	170.42	170.42
7. Profit/(Loss) before tax (5-6)	(478.93)	(1,202.87)	(847.13)	(1,681.80)	(1,220.97)	(2,091.84)
8. Tax expenses	-	-	-	-	-	-
9. Profit/(Loss) for the period (7-8)	(478.93)	(1,202.87)	(847.13)	(1,681.80)	(1,220.97)	(2,091.84)
10. Other Comprehensive Income	-	-	-	-	-	-
11. Total Comprehensive Income/(Loss) for the period (9+10)	(478.93)	(1,202.87)	(847.13)	(1,681.80)	(1,220.97)	(2,091.84)
12. Earning Per Share						
(a) Basic	(2.03)	(5.09)	(3.59)	(7.12)	(5.17)	(8.85)
(a) Diluted	(2.03)	(5.09)	(3.59)	(7.12)	(5.17)	(8.85)


Notes:

- The Company has adopted Ind AS prescribed under Section 133 of the Companies Act, 2013 read with the relevant rules issued thereunder with effect from 1st April, 2017 and accordingly these financial results including for all the periods have been prepared in accordance with the Ind AS and other accounting principles generally accepted in India.
- Reconciliation between financial results previously reported under Indian GAAP and Ind AS is as under

	Un-audited 30.09.2017	Un-audited 30.06.2017	Un-audited 30.09.2016	Un-audited 30.09.2017	Un-audited 30.09.2016	Audited 31.03.2017
Net Profit / (Loss) after tax under Previous Indian GAAP	(478.93)	(1,202.87)	(847.13)	(1,681.80)	(1,220.97)	(2,091.84)
Items under other comprehensive income	-	-	-	-	-	-
Net Profit / (Loss) after tax under Ind AS	(478.93)	(1,202.87)	(847.13)	(1,681.80)	(1,220.97)	(2,091.84)
- The above results have been reviewed by the Audit Committee and approved by the Board of Directors at their respective meeting held on November 14, 2017.
- The Statutory Auditors of the Company have carried out the limited review of the above financial results of the Company.
- Previous year/quarter figures have been regrouped/rearranged wherever considered necessary.
- Operating Segments: The Company primarily operates in two segments i.e. Pipes & Textiles. The products considered for each operating segments are: 1) Pipes includes HDPE/PVC pipe, irrigation system; 2) Textile includes Mink Blankets. Segment information as per Ind AS-108 'Operating Segments' is as under:

(₹ in Lacs)

Particulars	Quarter Ended			Half Year Ended		Year Ended
	Un-audited 30.09.2017	Un-audited 30.06.2017	Un-audited 30.09.2016	Un-audited 30.09.2017	Un-audited 30.09.2016	Audited 31.03.2017
Segment Revenue (Net Sales/Income)						
a) Pipes	1,062.17	1,497.06	263.86	2,559.23	1,161.37	3,240.03
b) Textile	238.84	76.27	1,071.00	315.11	1,768.80	3,123.25
c) Unallocated	-	-	-	-	-	-
Total	1,301.01	1,573.33	1,334.86	2,874.34	2,930.17	6,363.28
Less: Inter Segment Revenue	-	-	-	-	-	-
Net Sales / Income from Operations	1,301.01	1,573.33	1,334.86	2,874.34	2,930.17	6,363.28
Segment Results						
a) Pipes	(67.43)	(749.83)	(182.63)	(817.26)	(194.64)	(186.80)
b) Textile	(232.46)	(239.22)	(450.97)	(471.68)	(600.99)	(1,186.75)
c) Unallocated	-	-	-	-	-	-
Segment Results before Interest & Tax	(299.89)	(989.05)	(633.60)	(1,288.94)	(795.63)	(1,373.55)
Less : Finance Cost	179.04	213.82	213.53	392.86	425.34	718.29
Less : Un-allocable expenditures out of unallocable income	-	-	-	-	-	-
Profit / (Loss) before tax	(478.93)	(1,202.87)	(847.13)	(1,681.80)	(1,220.97)	(2,091.84)
Segment Assets						
a) Pipes	5,580.29	5,532.35	6,190.46	5,580.29	6,190.46	6,377.91
b) Textile	4,641.11	4,845.87	5,936.66	4,641.11	5,936.66	5,123.10
c) Unallocable	-	-	-	-	-	-
Total	10,221.40	10,378.22	12,127.12	10,221.40	12,127.12	11,501.01
Segment Liabilities						
a) Pipes	(2,235.29)	(2,462.05)	(2,901.54)	(2,235.29)	(2,901.54)	(2,522.78)
b) Textile	10,696.80	10,601.47	10,716.12	10,696.80	10,716.12	10,582.12
c) Unallocable	-	-	-	-	-	-
Total	8,461.51	8,139.42	7,814.58	8,461.51	7,814.58	8,059.34




Statement of Assets & Liabilities as at 30 September, 2017

(₹ in Lacs)

Particulars	As at 30.09.17 Un-audited	As at 31.03.17 Audited
A. Assets		
1. Non-current assets		
(a) Property, Plant & Equipment	5,376.72	5,771.22
(b) Capital work-in-progress	-	-
(c) Other Intangible Assets	-	-
(d) Financial Assets - loans and advances	484.27	469.41
(e) Other non-current assets	365.21	398.69
Sub-Total - Non-current assets	6,226.20	6,639.32
2. Current assets		
(a) Inventories	1,049.47	1,869.00
(b) Financial Assets		
(i) Trade receivables	2,700.85	2,660.83
(ii) Cash and cash equivalents	22.60	8.16
(iii) Bank balances other than (ii) above	28.11	187.96
(iv) Short-term loans and advances	131.40	86.42
(c) Other current assets	62.77	49.32
Sub-Total - Current assets	3,995.20	4,861.69
Total-Assets	10,221.40	11,501.01
B. Equity And Liabilities		
1. Equity		
(a) Equity share capital	2,362.66	2,362.66
(b) Other equity	(602.77)	1,079.01
Sub-Total - Equity	1,759.89	3,441.67
2. Non-current liabilities		
(a) Financial liabilities - Long-term borrowings	4,436.28	4,397.45
(b) Other Non Current Liabilities	24.89	24.89
Sub-Total - Non - current liabilities	4,461.17	4,422.34
3. Current liabilities		
(a) Financial liabilities		
(i) Short-term borrowings	2,369.87	2,316.76
(ii) Trade payables	1,310.89	912.73
(b) Other current liabilities	302.15	390.08
(c) Short-term provisions	17.43	17.43
Sub-Total - Current liabilities	4,000.34	3,637.00
Total-Equity And Liabilities	10,221.40	11,501.01

By Order of the Board of Directors
For Tijaria Polypipes Limited

Place: Jaipur
Date: 14.11.2017



Praveen Jain Tijaria
Director
DIN: 00115002



Jaipur Office :- Shop No. 437, Opp. Manipal Hospital, Sikar Road, Jaipur – 302039
Ph: 0141-2236375, 01423-222792 Mob. : 98291-59490, 99284-02198, 97029-28280
e-mail: ajngupta@gmail.com

INDEPENDENT AUDITOR'S LIMITED REVIEW REPORT

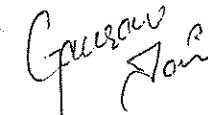

To
Board of Directors
TIJARIA POLYPIPES LIMITED.

1. We have reviewed the accompanying statement of unaudited financial results of **Tijaria Polypipes Limited** ("the company") for the Quarter ended 30th September 2017 ("the Statement") attached herewith, being submitted by the Company pursuant to the requirement of Regulation 33 of the SEBI (Listing Obligations and Disclosure Requirements) Regulations, 2015, read with SEBI Circular No. CIR/CFD/FAC/62/2016 dated July 5, 2016.
This statement is the responsibility of the Company's Management and has been approved by the Board of Directors, has been prepared in accordance with the recognitions and measurement principal laid down in the Indian Accounting Standard 34 "Interim Financial Reporting" (IND AS-34), prescribed under section 133 of the Companies Act 2013 read with relevant rules issued there under and other accounting principal generally accepted in India. Our responsibility is to issue a report on these financial statements based on our review.
2. We conducted our review in accordance with the Standard on Review Engagement (SRE) 2410, *Review of Interim Financial Information performed by the Independent Auditors of the entity issued* by the Institute of Chartered Accountants of India. This standard requires that we plan and perform the review to obtain moderate assurance as to whether the financial statements are free of material misstatement. A review is limited primarily to inquiries of company personnel and analytical procedures applied to financial data and thus provides less assurance than an audit. We have not performed an audit and accordingly, we do not express an audit opinion.
3. Based on our review conducted as above, nothing has come to our attention that causes us to believe that the accompanying statement, prepared in accordance with recognitions and measurement principles laid down in applicable Indian Accounting Standards (IND AS) prescribed under section 133 of the Companies Act 2013, read with relevant rules issued there under and other recognized accounting practice and policies, has not disclose the information required to be disclosed in terms of Regulation 33 of the SEBI (Listing Obligations and Disclosure Requirements) Regulations, 2015, read with SEBI Circular No. CIR/CFD/FAC/62/2016 dated July 5, including the manner in which it is to be disclosed, or that it contains any material misstatement.

For AGRAWAL JAIN AND GUPTA

Chartered Accountants

ICAI Firm registration number: 013538C



(CA. GAURAV JAIN)
(Partner)
Membership No. : 405875

Jaipur,
14th November 2017